

Cyklon



Farben
im Preis

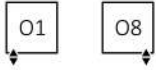


Cyklon H 410↑ × 1600⇄ O1
Farbe: RAL 1015

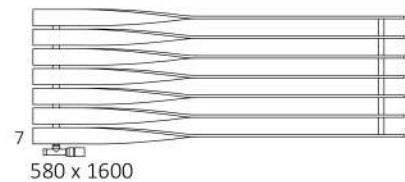
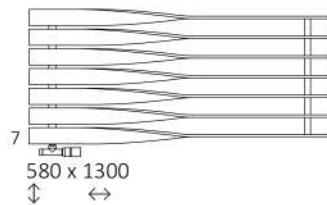
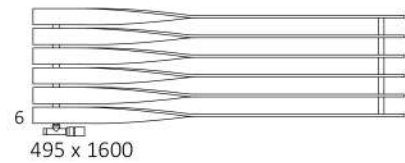
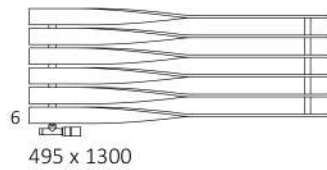
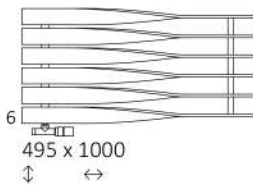
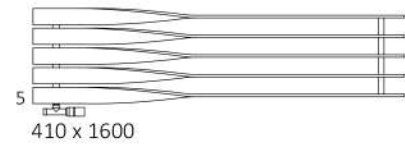
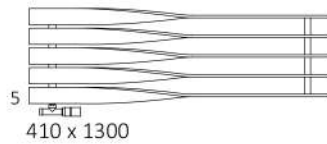
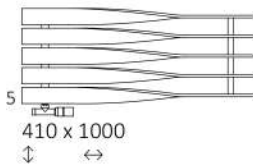
Anschlussgarnitur: Set Thermostat Verbunddeckventil, links, Chrom
Abdeckblende, Chrom

Cyklon

Standard Anschlussypen:





Verfügbare Größen:



Technische Daten:

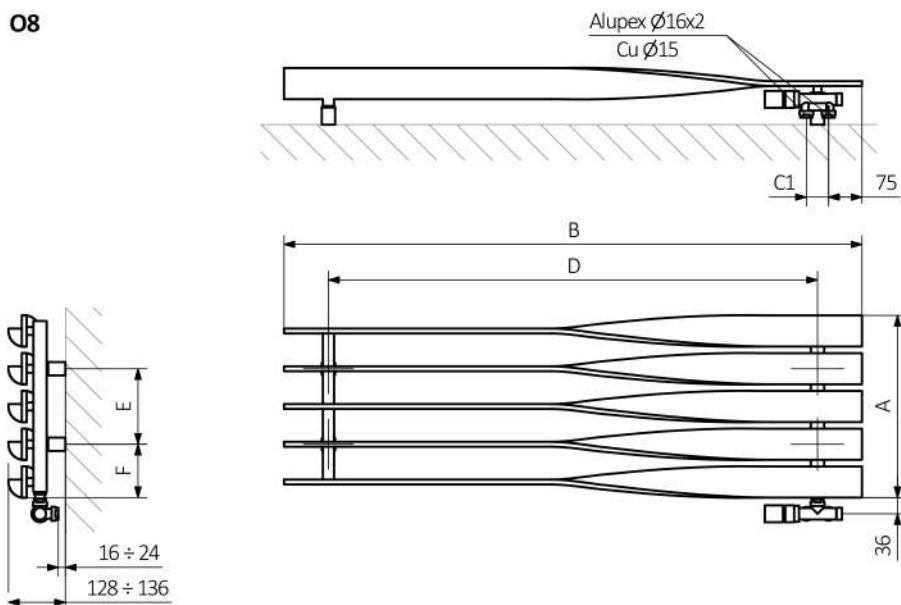
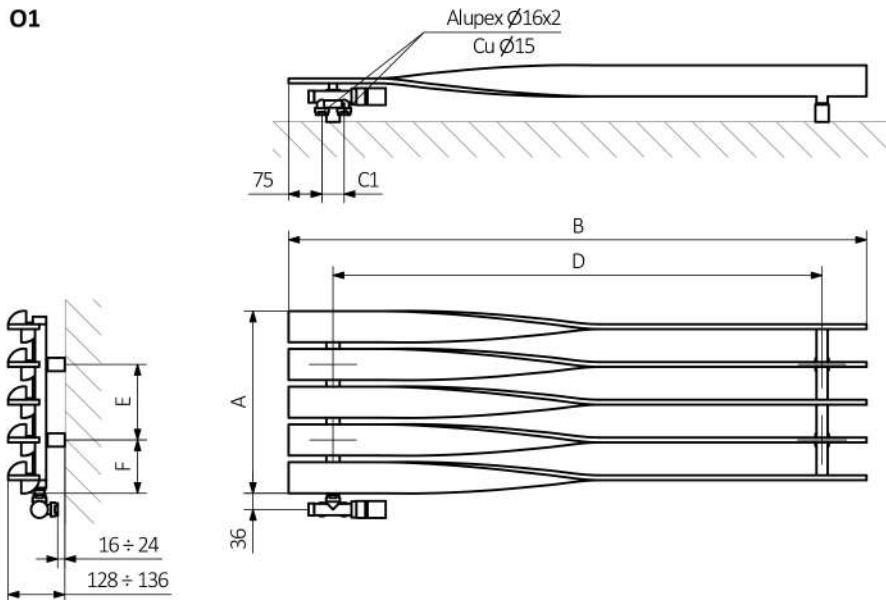
Betriebsdruck: 700 kPa

Maximale Betriebstemperatur: 95°C

A ↓ [mm]	B ↔ [mm]	C1 [mm]	75/65/20°C [W]	55/45/20°C [W]	D [mm]	E [mm]	F [mm]	 [dm³]	 [kg]	Artikelnummer <small>Konfigurations codes: 5</small>
410	1000	50	408	212	800	170	120	2,59	13,40	WG CYH041100
410	1300	50	497	255	1100	170	120	3,29	17,09	WG CYH041130
410	1600	50	587	298	1400	170	120	3,98	20,78	WG CYH041160
495	1000	50	490	249	800	255	120	3,12	16,10	WG CYH049100
495	1300	50	597	299	1100	255	120	3,95	20,53	WG CYH049130
495	1600	50	704	349	1400	255	120	4,78	24,96	WG CYH049160
580	1300	50	697	342	1100	340	120	4,62	23,97	WG CYH058130
580	1600	50	821	399	1400	340	120	5,59	29,13	WG CYH058160

Cyklon

Technische Zeichnung:



A - Höhe B - Breite C1-C5 - Anschlussabstand D - horizontaler Wandhalterungsabstand E - Vertikaler Wandhalterungsabstand
F - Abstand von der Achse der unteren Wandhalterung bis Unterkante des Kollektors

Kollektor :

Rohr :

