


Nemo



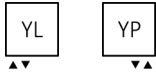
Nemo 530↑ x 910↔ YP

Farbe: RAL 3020

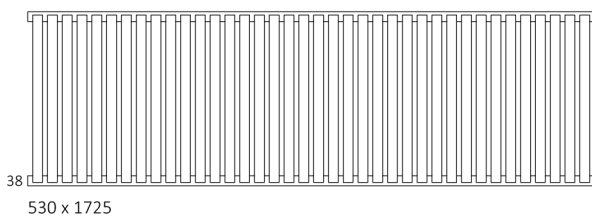
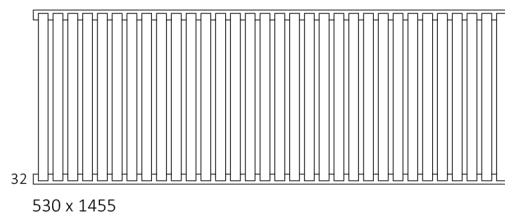
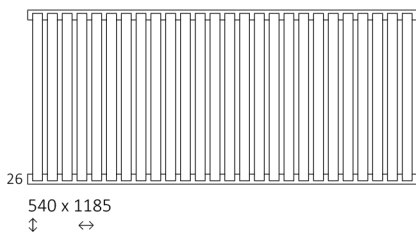
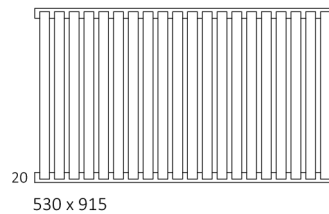
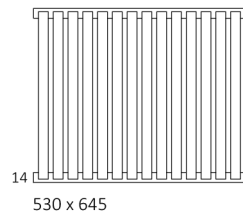
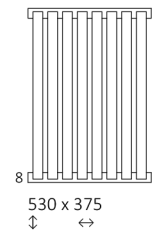
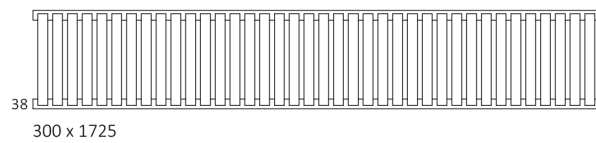
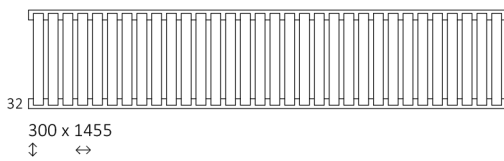
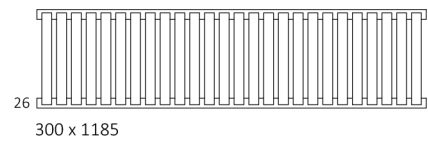
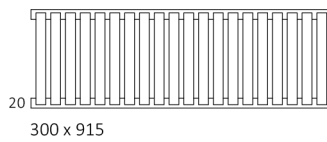
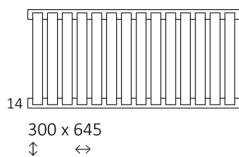
Anschlussgarnitur: Set Thermostat Verbunddeckventil, rechts, Chrom
Abdeckblende, Chrom

Nemo

Standard Anschlussarten:



Verfügbare Größen:






Nemo

Technische Daten:

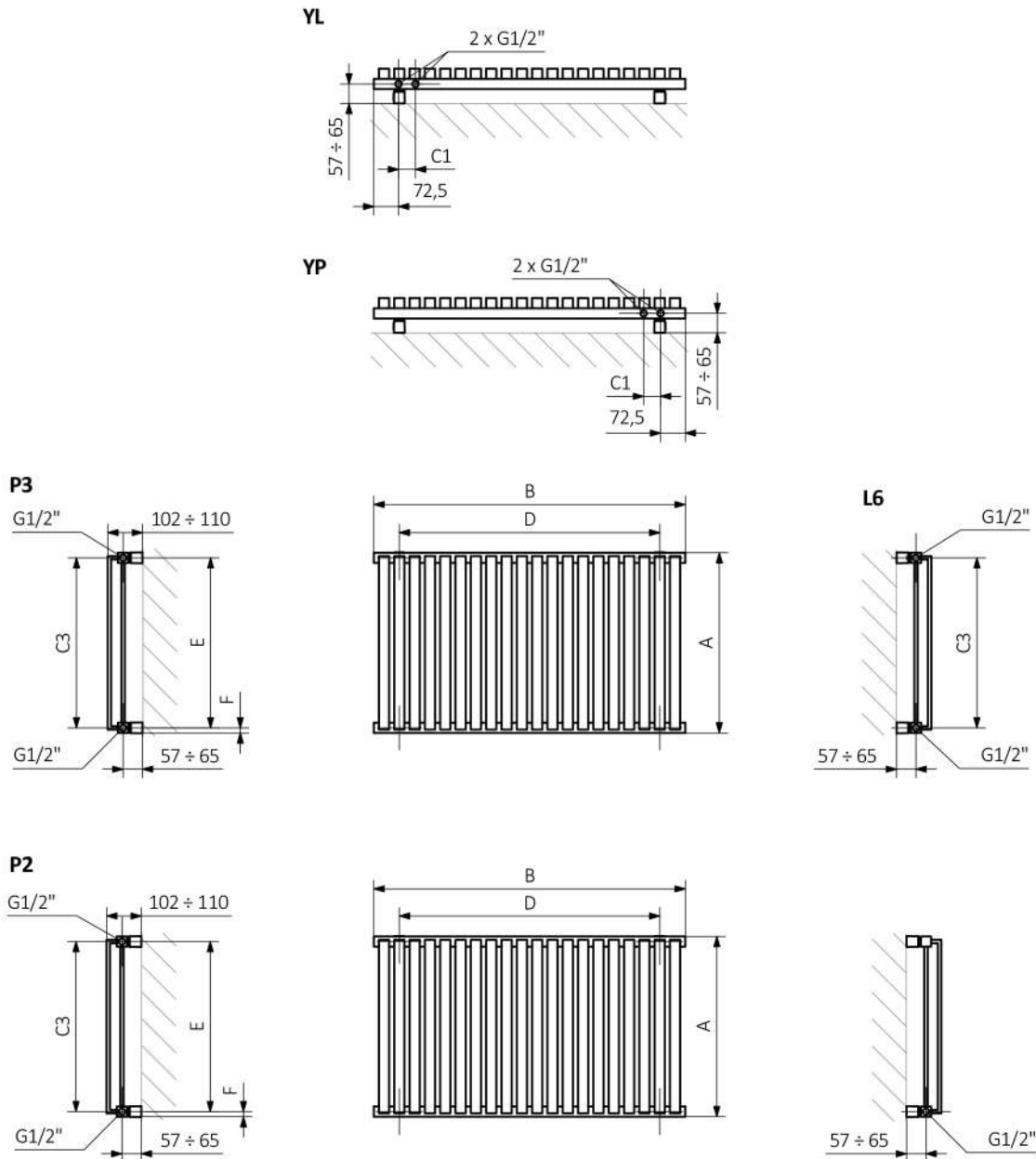
Betriebsdruck: 800 kPa

Maximale Betriebstemperatur: 95°C

A ↑ [mm]	B ↔ [mm]	C1 [mm]	C3 [mm]	75/65/20°C [W]	55/45/20°C [W]	 [W]	D [mm]	E [mm]	F [mm]	 [dm²]	 [kg]	Artikelnummer <small>Konfigurations code s. 7</small>
300	645	50	270	375	199	400	495	270	15	2,42	8,72	WGNEM030064
300	915	50	270	533	282	600	765	270	15	3,45	12,42	WGNEM030091
300	1185	50	270	690	365	800	1035	270	15	4,48	16,13	WGNEM030118
300	1455	50	270	847	448	800	1305	270	15	5,51	19,83	WGNEM030145
300	1725	50	270	1004	532	1000	1575	270	15	6,54	23,55	WGNEM030172
530	375	50	500	364	190	400	225	500	15	2,09	8,34	WGNEM053037
530	645	50	500	626	327	600	495	500	15	3,64	14,50	WGNEM053064
530	915	50	500	888	464	800	765	500	15	5,19	20,67	WGNEM053091
530	1185	50	500	1150	600	1200	1035	500	15	6,74	26,85	WGNEM053118
530	1455	50	500	1412	737	1500	1305	500	15	8,29	33,03	WGNEM053145
530	1725	50	500	1675	875	1500	1575	500	15	9,84	39,22	WGNEM053172

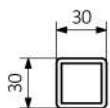
Nemo

Technische Zeichnung:

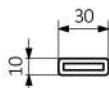


A - Höhe B - Breite C1-C5 - Anschlussabstand D - horizontaler Wandhalterungsabstand E - Vertikaler Wandhalterungsabstand F - Abstand von der Achse der unteren Wandhalterung bis Unterkante des Kollektors

Kollektor:



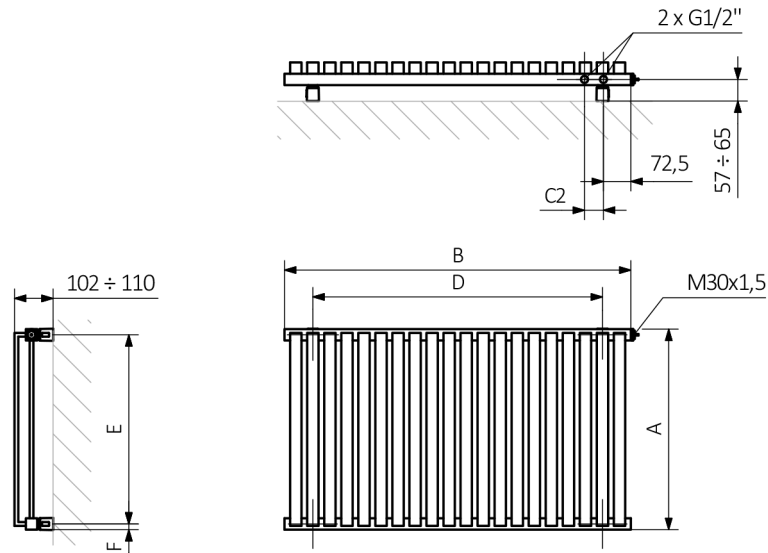
Rohr:



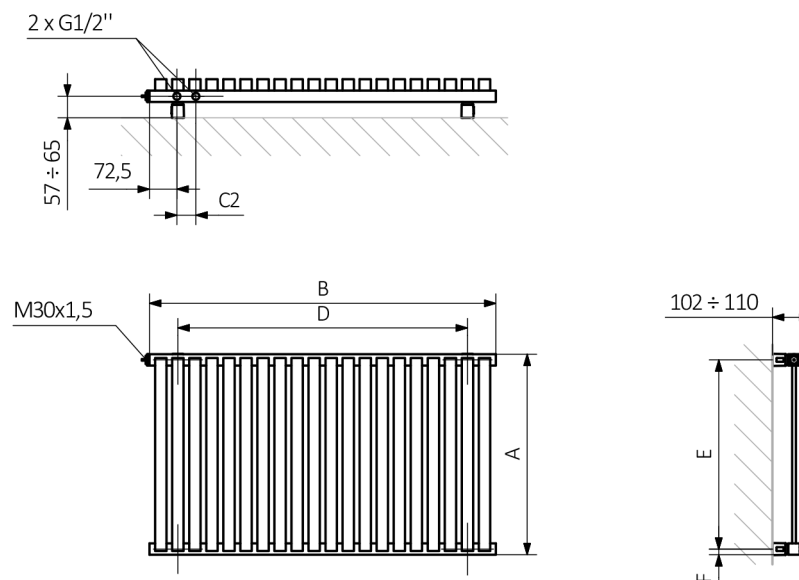
Nemo

Technische Zeichnung:

VP



VL



A - Höhe B - Breite C1-C5 - Anschlussabstand D - horizontaler Wandhalterungsabstand E - Vertikaler Wandhalterungsabstand
F - Abstand von der Achse der unteren Wandhalterung bis Unterkante des Kollektors

Kollektor: **Rohr:**

