

Ribbon HWS



Farben
im Preis

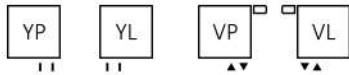


Ribbon HWS 290↑ × 1740↔ VL
Farbe: Graphite










Absperr-Verbundventil, Chrom
Thermostatkopf Slim, Chrom
Abdeckblende, Chrom

Ribbon HWS

Standard Anschlusstypen:





Verfügbare Größen:



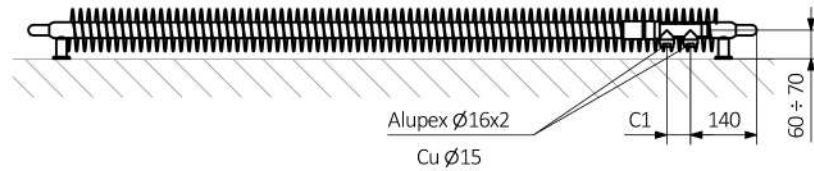
Technische Daten:

Betriebsdruck: 1000 kPa Maximale Betriebstemperatur: 95°C

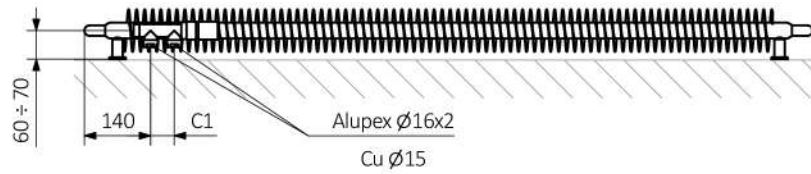
A ⇕ [mm]	B ⇔ [mm]	C1 [mm]	75/65/20°C [W]	55/45/20°C [W]	D [mm]	E [mm]	F [mm]	 [dm³]	 [kg]	Artikelnummer <small>Konfigurationscode s. 5</small>
290	1540	50	802	411	1400	200	43	2.90	25,14	WGHWS029154
290	1740	50	906	464	1600	200	43	3.27	28,30	WGHWS029174
290	1940	50	1010	517	1800	200	43	3.64	31,45	WGHWS029194
390	1540	50	990	504	1400	300	43	3.78	32,67	WGHWS039154
390	1740	50	1119	570	1600	300	43	4.26	36,88	WGHWS039174
390	1940	50	1248	636	1800	300	43	4.75	41,09	WGHWS039194
490	1540	50	1329	670	1400	400	43	4.65	40,18	WGHWS049154
490	1740	50	1501	757	1600	400	43	5.26	45,45	WGHWS049174
490	1940	50	1673	844	1800	400	43	5.87	50,71	WGHWS049194

Ribbon HWS

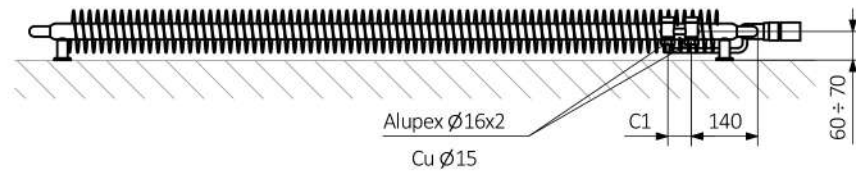
YP




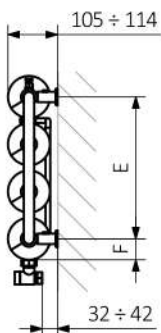
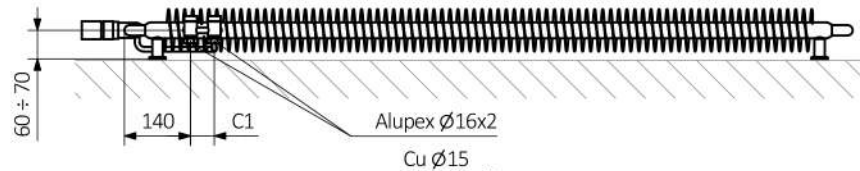
YL



VP

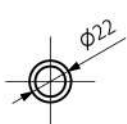


VL



A – Höhe B – Breite C1-C5 – Anschlussabstand D – horizontaler Wandhalterungsabstand E – Vertikaler Wandhalterungsabstand F – Abstand von der Achse der unteren Wandhalterung bis Unterkante des Kollektors

Kollektor:



Rohr:

