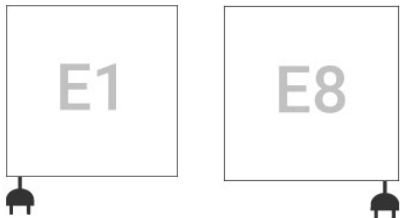


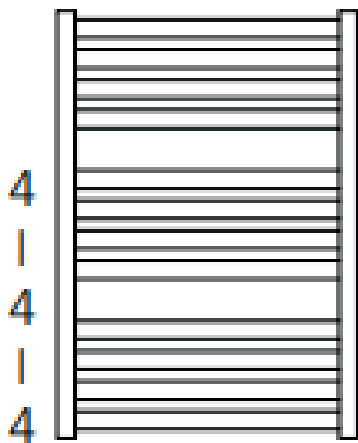
MARLIN OTA



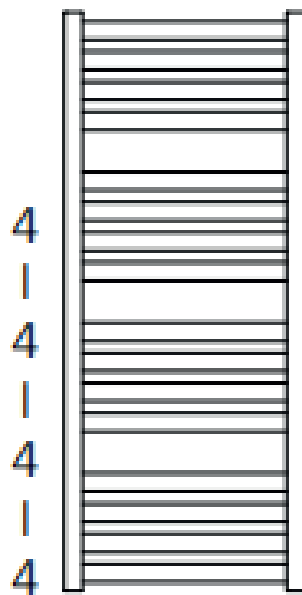
Standard Anschlussstypen



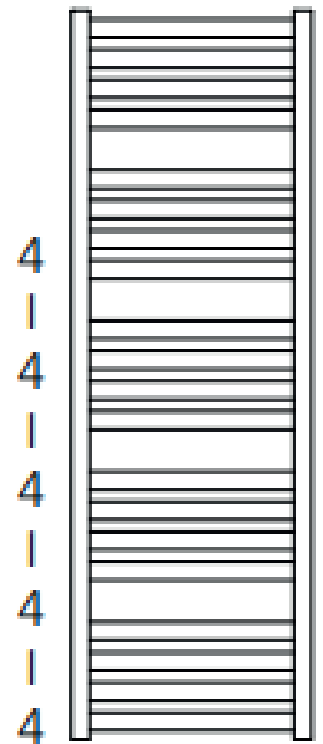
Verfügbare Größen



710 x 500
↑ ↔




960 x 400





1210 x 400



Technische Daten:

A↕ [mm]	B↔ [mm]	75/65/20°C [W]	55/45/20°C [W]	 [W]
710	500	328	177	300
960	400	344	184	400
1210	400	424	227	400

A↕ [mm]	B↔ [mm]	C2 [mm]	D [mm]
710	500	470	470
960	400	370	370
1210	400	370	370

E [mm]	F [mm]	 [dm³]	 [kg]
530	90	2,05	6,84
780	90	2,45	7,73
1030	90	3,08	9,73