

Cyklon



COLORE
A SCELTA

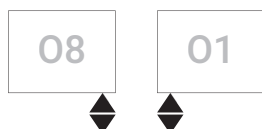


Ral : 1015

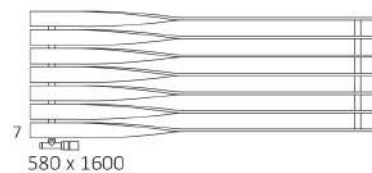
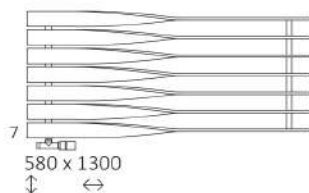
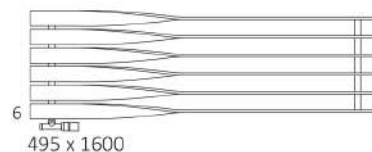
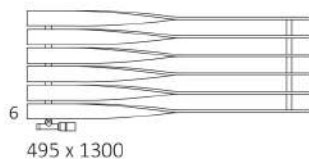
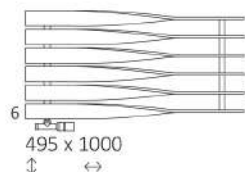
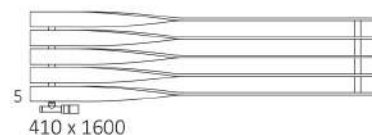
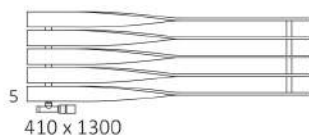
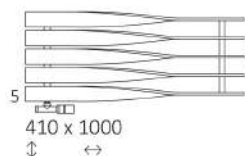
Cyklon

Predisposizioni

Ad acqua calda




Dimensioni disponibili



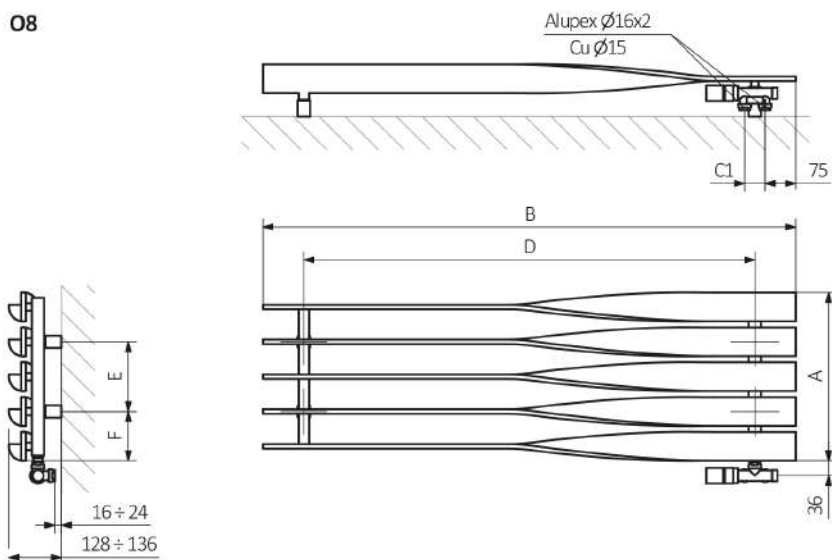
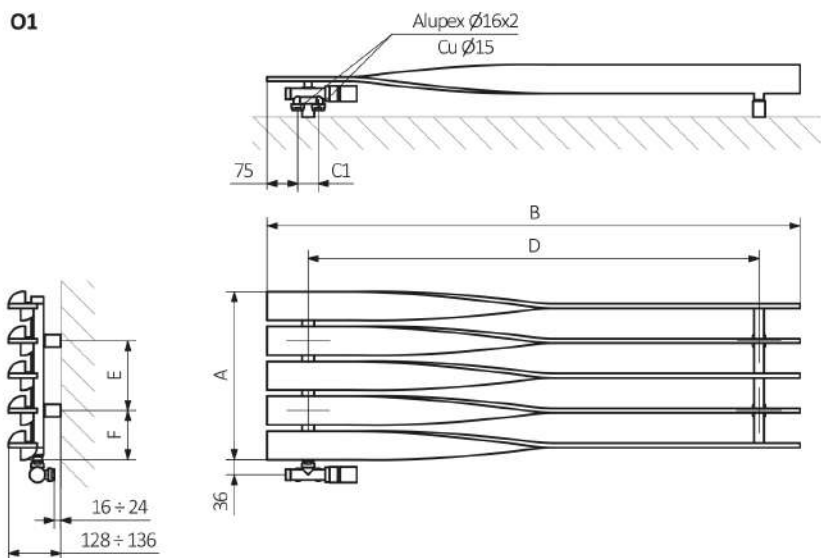
Cyklon

Informazioni tecniche :

Pressione del lavoro : 700 KPa Temperatura massima di lavoro : 95°C

A ↓ [mm]	B ↔ [mm]	C1 [mm]	75/65/20°C [W]	55/45/20°C [W]	D [mm]	E [mm]	F [mm]	 [dm²]	 [kg]
410	1000	50	408	212	800	170	120	2,59	13,40
410	1300	50	497	255	1100	170	120	3,29	17,09
410	1600	50	587	298	1400	170	120	3,98	20,78
495	1000	50	490	249	800	255	120	3,12	16,10
495	1300	50	597	299	1100	255	120	3,95	20,53
495	1600	50	704	349	1400	255	120	4,78	24,96
580	1300	50	697	342	1100	340	120	4,62	23,97
580	1600	50	821	399	1400	340	120	5,59	29,13

Cyklon



A - Altezza / B - Larghezza / C1-C5 - Distanza tra i raccordi / D - Interasse tra i tubi verticali / E - Distanza tra i punti di fissaggio / F - Distanza dell'asse del punto di fissaggio inferiore al bordo inferiore dello scaldasalviette

Collettore :

Tubo :

