

Diamond



RAL 3032

Diamond

Predisposizioni

Ad acqua calda





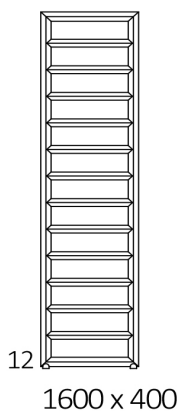

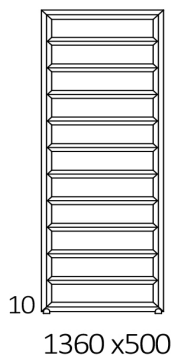
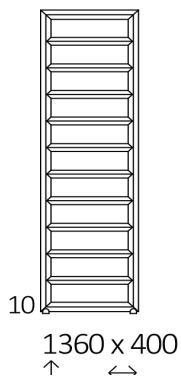

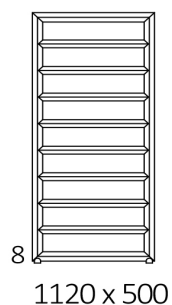
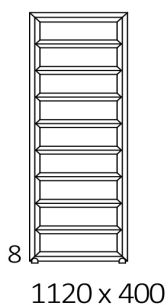
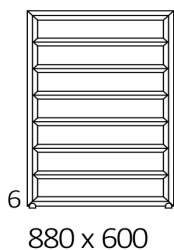
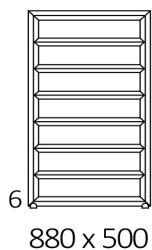
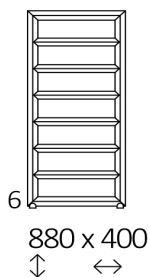
Elettrico



Misto






Dimensioni disponibili



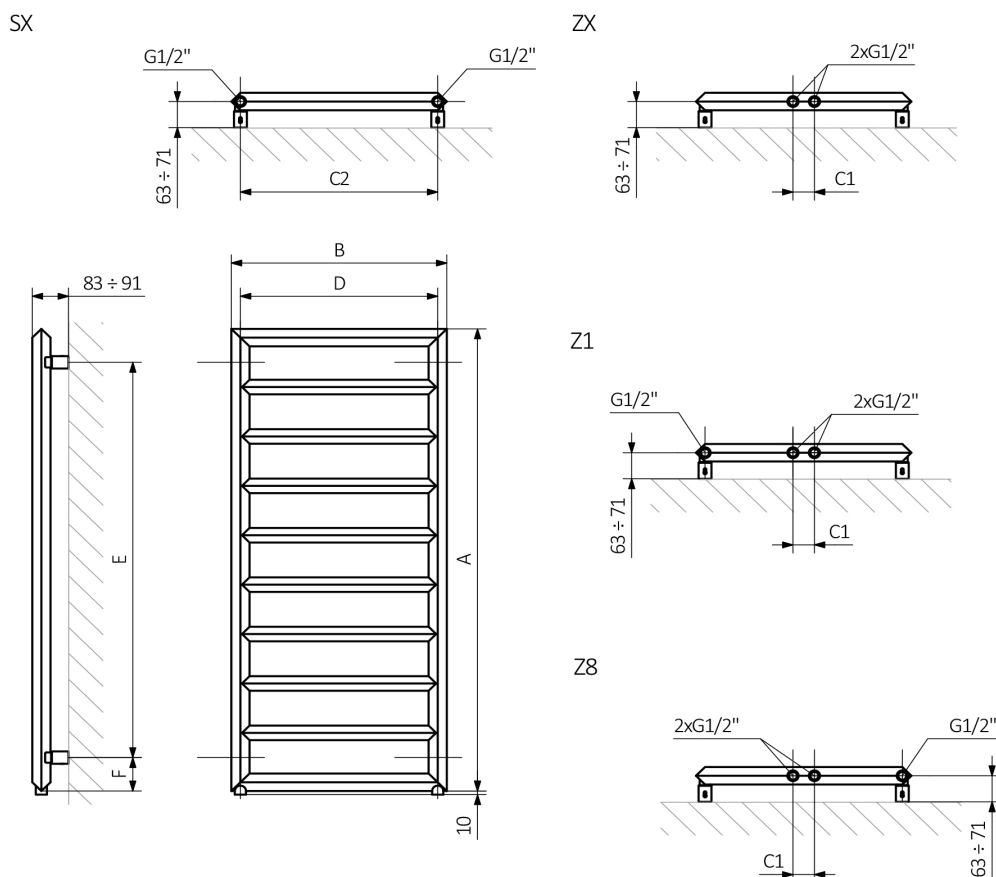
Diamond

Informazioni tecniche :

Pressione del lavoro : 1000 kPa Temperatura massima di lavoro : 95°C

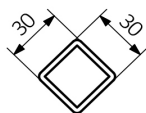
A ↓ [mm]	B ↔ [mm]	C1 [mm]	C2 [mm]	75/65/20°C [W]	55/45/20°C [W]	 [W]	D [mm]	E [mm]	F [mm]	 [dm³]	 [kg]
Vernice possidica											
880	400	50	360	270	146	300	360	720	80	2,58	5,51
880	500	50	460	320	174	300	460	720	80	2,97	6,40
880	600	50	560	367	199	400	560	720	80	3,36	7,29
1120	400	50	360	340	184	400	360	960	80	3,26	6,87
1120	500	50	460	400	217	400	460	960	80	3,74	7,99
1120	600	50	560	461	249	500	560	960	80	4,22	9,10
1360	400	50	360	410	221	400	360	1200	80	3,93	8,25
1360	500	50	460	484	261	500	460	1200	80	4,51	9,59
1360	600	50	560	554	299	500	560	1200	80	5,09	10,91
1600	400	50	360	480	259	500	360	1440	80	4,61	9,62
1600	500	50	460	563	304	600	460	1440	80	5,28	11,18
1600	600	50	560	647	349	600	560	1440	80	5,96	12,74
Rivestimento galvanico											
880	400	50	360	189	102	200	360	720	80	2,58	5,33
880	500	50	460	224	122	200	460	720	80	2,97	6,19
880	600	50	560	257	139	300	560	720	80	3,36	7,05
1120	400	50	360	238	129	200	360	960	80	3,26	6,65
1120	500	50	460	280	152	300	460	960	80	3,74	7,73
1120	600	50	560	323	174	300	560	960	80	4,22	8,80
1360	400	50	360	287	155	300	360	1200	80	3,93	7,98
1360	500	50	460	339	183	400	460	1200	80	4,51	9,27
1360	600	50	560	388	209	400	560	1200	80	5,09	10,55
1600	400	50	360	336	181	400	360	1440	80	4,61	9,30
1600	500	50	460	394	213	400	460	1440	80	5,28	10,81
1600	600	50	560	453	244	500	560	1440	80	5,96	12,31

Diamond



A - Altezza / B - Larghezza / C1-C5 - Distanza tra i raccordi / D - Interasse tra i tubi verticali / E - Distanza tra i punti di fissaggio / F - Distanza dell'asse del punto di fissaggio inferiore al bordo inferiore dello scaldasalviette

Collettore :



Tubo :

