

Marlin



COLORE
A SCELTA



RAL 3017

Marlin

Predisposizioni

Ad acqua calda



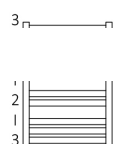
Elettrico



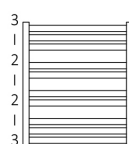
Misto



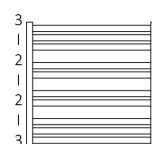
Dimensioni disponibili



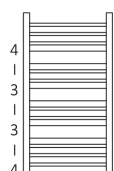
600 x 430




600 x 530



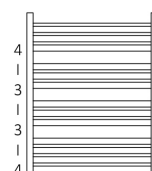
600 x 630



780 x 430




780 x 530



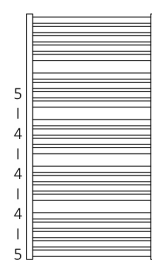
780 x 630



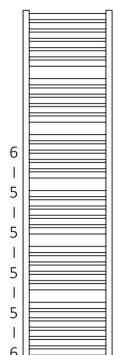
1185 x 430




1185 x 530



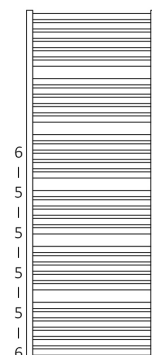
1185 x 630



1680 x 430



1680 x 530






1680 x 630

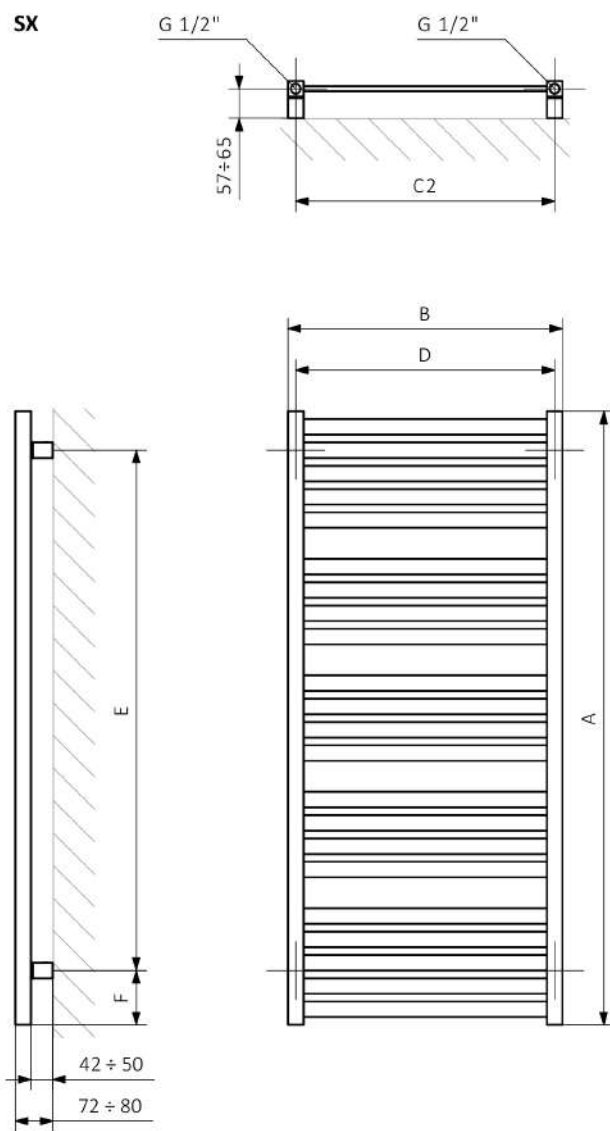
Marlin

Informazioni tecniche :

Pressione del lavoro : 1.0 MPa Temperatura massima di lavoro : 95°C

A ↓	B ↔	C2 [mm]	75/65/20°C [W]	55/45/20°C [W]	 [W]	D [mm]	E [mm]	F [mm]	 [dm³]	 [kg]
Vernice possidica										
600	430	400	244	134	300	400	420	90	1,57	4,83
600	530	500	301	165	300	500	420	90	1,76	5,71
600	630	600	358	196	400	600	420	90	1,94	6,58
780	430	400	319	172	300	400	600	90	2,11	6,61
780	530	500	393	212	400	500	600	90	2,38	7,83
780	630	600	467	252	400	600	600	90	2,64	9,05
1185	430	400	467	251	400	400	1005	90	3,25	10,21
1185	530	500	576	309	600	500	1005	90	3,66	12,11
1185	630	600	685	367	800	600	1005	90	4,08	14,01
1680	430	400	653	351	600	400	1500	90	4,66	14,67
1680	530	500	805	433	800	500	1500	90	5,27	17,43
1680	630	600	957	514	1000	600	1500	90	5,87	20,19
Rivestimento galvanico										
600	430	400	156	84	120	400	420	90	1,57	4,83
600	530	500	192	104	200	500	420	90	1,76	5,71
600	630	600	228	124	200	600	420	90	1,94	6,58
780	430	400	211	112	200	400	600	90	2,11	6,61
780	530	500	260	137	300	500	600	90	2,38	7,83
780	630	600	310	163	300	600	600	90	2,64	9,05
1185	430	400	323	162	300	400	1005	90	3,25	10,21
1185	530	500	398	199	400	500	1005	90	3,66	12,11
1185	630	600	473	237	600	600	1005	90	4,08	14,01
1680	430	400	462	217	600	400	1500	90	4,66	14,67
1680	530	500	570	267	600	500	1500	90	5,27	17,43
1680	630	600	677	317	800	600	1500	90	5,87	20,19

Marlin



A - Altezza / B - Larghezza / C1-C5 - Distanza tra i raccordi / D - Interasse tra i tubi verticali / E - Distanza tra i punti di fissaggio / F - Distanza dell'asse del punto di fissaggio inferiore al bordo inferiore dello scaldasalviette

Tubo :

