


Retro



Trattamento: Cromato

Retro

Predisposizioni

Ad acqua calda



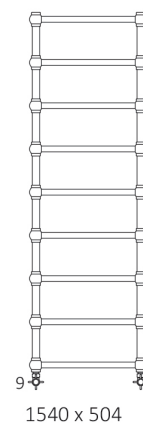
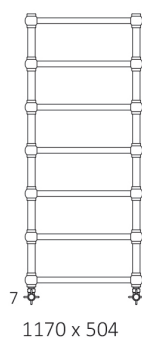
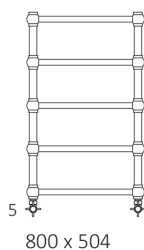
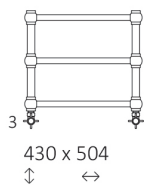
Elettrico



Misto






Dimensioni disponibili



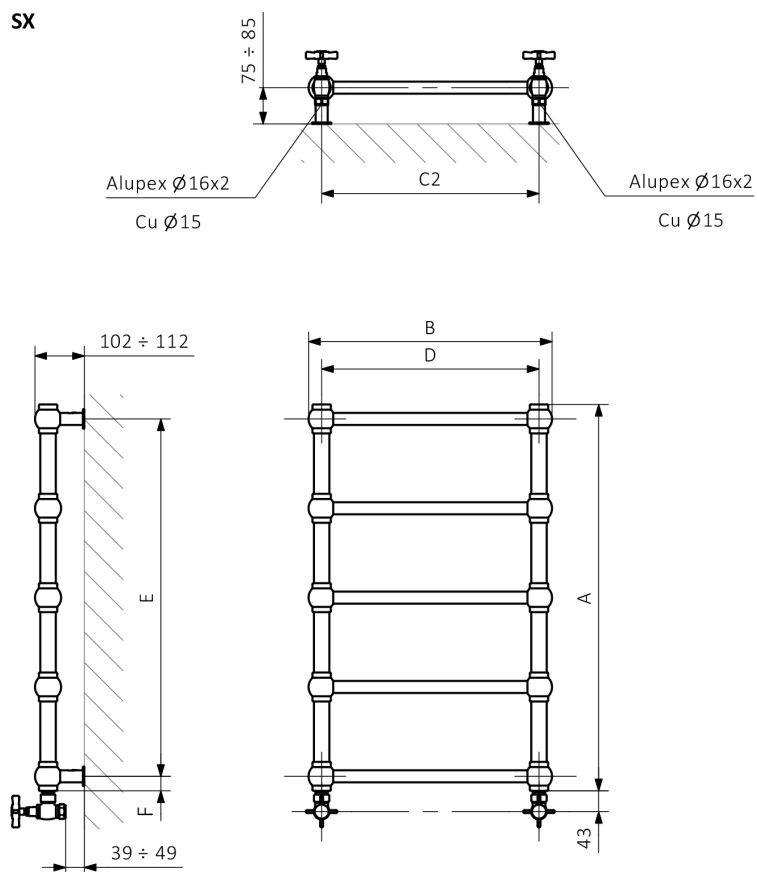
Retro

Informazioni tecniche :

Pressione del lavoro : 1.0MPa Temperatura massima di lavoro : 95°C

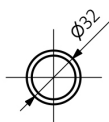
| A ↓↑ | B ↔ | C2 [mm] | 75/65/20°C [W] | 55/45/20°C [W] |  [W] | D [mm] | E [mm] | F [mm] |  [dm³] |  [kg] | Code produit | Code de configuration p. 4 |
|-------------------------------|--------|------------|-------------------|-------------------|--|-----------|-----------|-----------|--|---|-----------------|----------------------------------|
| Vernice possidica | | | | | | | | | | | | |
| 430 | 504 | 450 | 120 | 61 | 120 | 450 | 370 | 30 | 1,05 | 4,50 | WGRE1043050 | |
| 800 | 504 | 450 | 210 | 107 | 200 | 450 | 740 | 30 | 1,88 | 7,30 | WGRE1080050 | |
| 1170 | 504 | 450 | 300 | 153 | 300 | 450 | 1110 | 30 | 2,71 | 10,20 | WGRE1117050 | |
| 1540 | 504 | 450 | 390 | 199 | 400 | 450 | 1480 | 30 | 3,54 | 13,00 | WGRE1154050 | |
| Rivestimento galvanico | | | | | | | | | | | | |
| 430 | 504 | 450 | 84 | 43 | 120 | 450 | 370 | 30 | 1,05 | 4,50 | WGRE1043050 | |
| 800 | 504 | 450 | 147 | 75 | 120 | 450 | 740 | 30 | 1,88 | 7,30 | WGRE1080050 | |
| 1170 | 504 | 450 | 210 | 107 | 200 | 450 | 1110 | 30 | 2,71 | 10,20 | WGRE1117050 | |
| 1540 | 504 | 450 | 273 | 139 | 300 | 450 | 1480 | 30 | 3,54 | 13,00 | WGRE1154050 | |

Retro



A - Altezza / B - Larghezza / C1-C5 - Distanza tra i raccordi / D - Interasse tra i tubi verticali / E - Distanza tra i punti di fissaggio / F - Distanza dell'asse del punto di fissaggio inferiore al bordo inferiore dello scaldasalviette

Collettore:



Profilo:

