


Vipera



Vipera
Colore : RAL 5010

Vipera

Predisposizioni :

Ad acqua calda



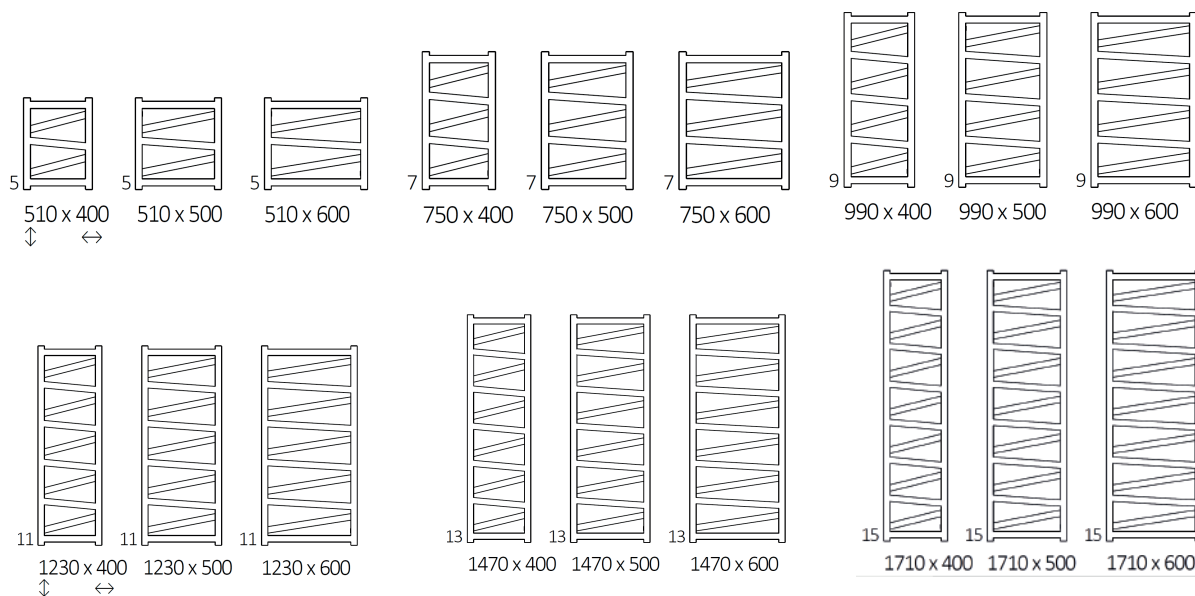
Elettrico



Misto



Dimensioni disponibili






Vipera

Informazioni tecniche :

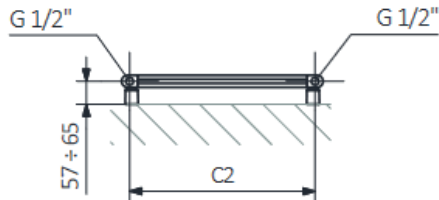
Pressione del lavoro 800 kPa

Temperatura massima di lavoro : 95°C

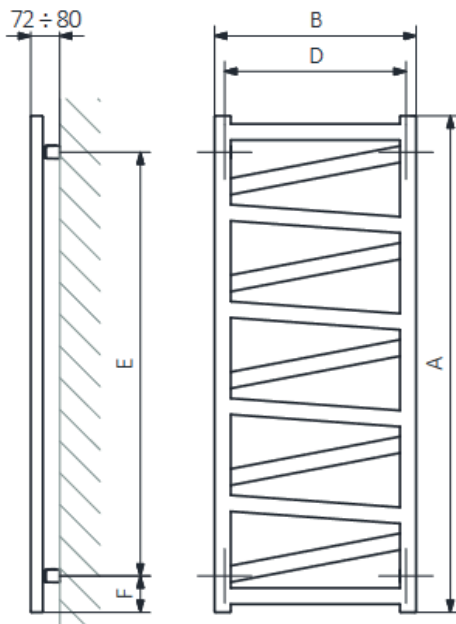
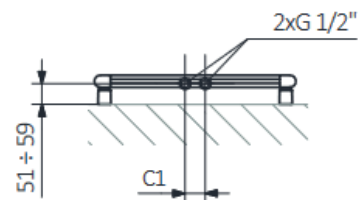
A ↓ [mm]	B ↔ [mm]	C1 [mm]	C2 [mm]	C3 [mm]	C5 [mm]	75/65/20°C [W]	55/45/20°C [W]	 [W]	D [mm]	E [mm]	F [mm]	 [dm ³]	 [kg]
510	400	50	360	470	-	163	89	200	350	330	90	1.36	3.78
510	500	50	460	470	-	192	105	200	450	330	90	1.48	4.33
510	600	50	560	470	-	220	120	200	550	330	90	1.61	4.89
750	400	50	360	710	500	237	129	200	350	570	90	1.97	5.18
750	500	50	460	710	500	280	153	300	450	570	90	2.14	5.96
750	600	50	560	710	500	322	176	300	550	570	90	2.32	6.73
990	400	50	360	950	500	312	169	300	350	810	90	2.58	6.59
990	500	50	460	950	500	368	200	400	450	810	90	2.81	7.59
990	600	50	560	950	500	423	230	400	550	810	90	3.04	8.58
1230	400	50	360	1190	500	382	207	400	350	1050	90	3.19	8.00
1230	500	50	460	1190	500	451	244	500	450	1050	90	3.47	9.21
1230	600	50	560	1190	500	519	281	500	550	1050	90	3.75	10.43
1470	400	50	360	1430	500	457	246	500	350	1290	90	3.80	9.41
1470	500	50	460	1430	500	540	291	500	450	1290	90	4.13	10.85
1470	600	50	560	1430	500	622	335	600	550	1290	90	4.46	12.28
1710	400	50	360	1670	500	531	285	500	350	1530	90	4.40	10.82
1710	500	50	460	1670	500	627	337	600	450	1530	90	4.79	12.48
1710	600	50	560	1670	500	722	388	800	550	1530	90	5.17	14.13

Vipera

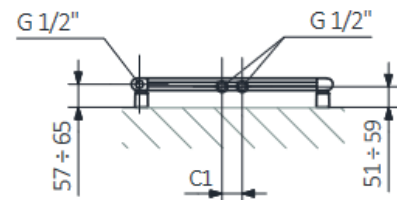
SX



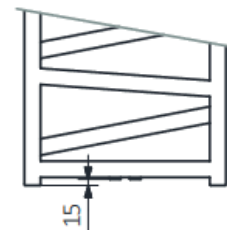
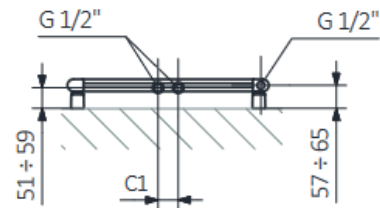
ZX



Z1



Z8



A - Altezza / B - Larghezza / C1-C5 - Distanza tra i raccordi / D - Interasse tra i tubi verticali / E - Distanza tra i punti di fissaggio / F - Distanza dell'asse del punto di fissaggio inferiore dello scaldasalviette

Collettore :

Tubo :

