

Vivo



RAL 3020

Vivo

Predisposizioni

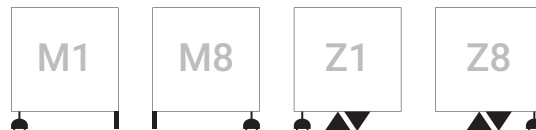
Ad acqua calda




Elettrico



Misto





Dimensioni disponibili



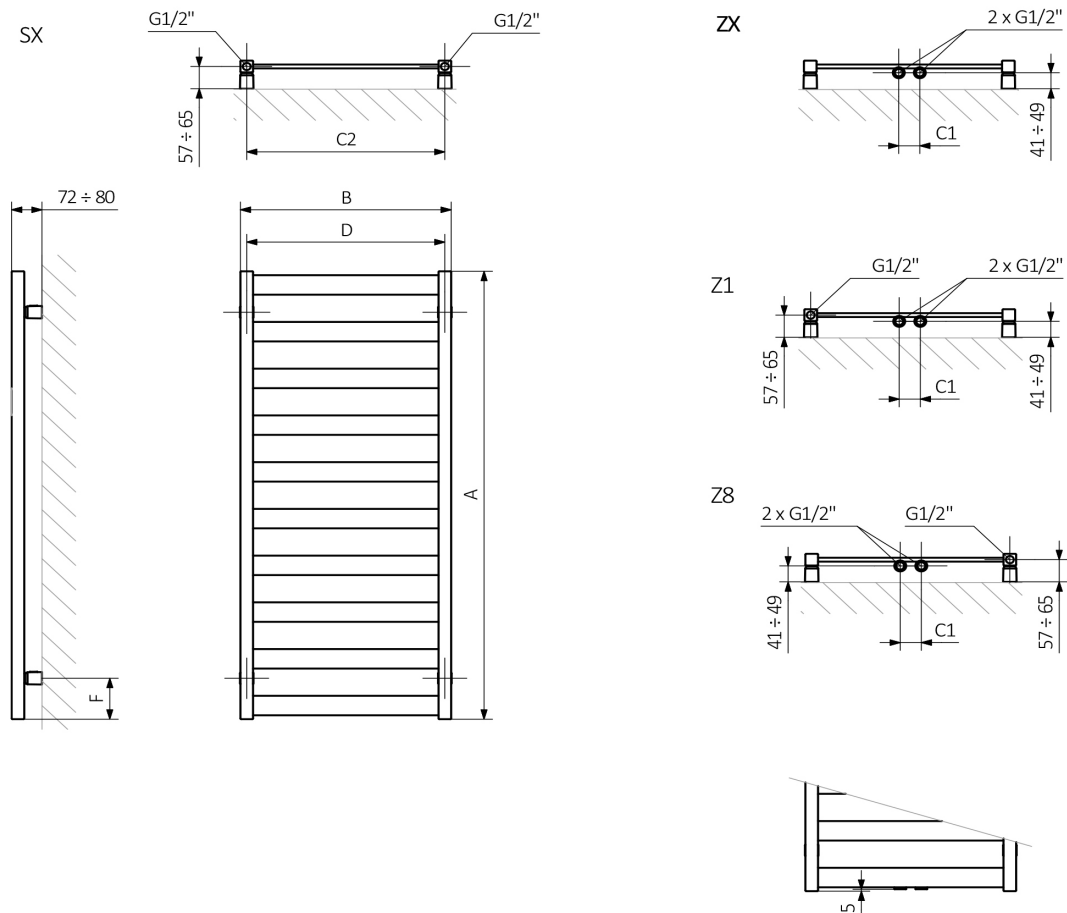
Vivo

Informazioni tecniche :

Pressione del lavoro : 600 kPa Temperatura massima di lavoro : 95°C

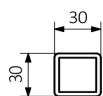
A ↓ [mm]	B ↔ [mm]	C1 [mm]	C3 [mm]	756520°C [W]	554520°C [W]	 [W]	D [mm]	E [mm]	F [mm]	H [dm³]	 [kg]
Vernice possidica											
670	300	50	270	185	100	200	270	490	90	1,44	6,72
670	400	50	370	230	124	200	370	490	90	1,63	8,40
670	500	50	470	275	148	300	470	490	90	1,83	10,06
670	600	50	570	320	172	300	570	490	90	2,03	11,74
910	300	50	270	240	130	200	270	730	90	1,94	8,81
910	400	50	370	295	159	300	370	730	90	2,21	11,02
910	500	50	470	350	189	400	470	730	90	2,47	13,22
910	600	50	570	405	218	400	570	730	90	2,73	15,43
1150	300	50	270	300	162	300	270	970	90	2,45	10,91
1150	400	50	370	366	197	400	370	970	90	2,78	13,65
1150	500	50	470	433	233	400	470	970	90	3,11	16,39
1150	600	50	570	501	269	500	570	970	90	3,44	19,12
1390	300	50	270	356	192	400	270	1210	90	2,96	13,00
1390	400	50	370	434	234	400	370	1210	90	3,35	16,28
1390	500	50	470	512	275	500	470	1210	90	3,75	19,55
1390	600	50	570	590	316	600	570	1210	90	4,14	22,82
1630	300	50	270	414	223	400	270	1450	90	3,46	15,10
1630	400	50	370	503	270	500	370	1450	90	3,92	18,91
1630	500	50	470	592	318	600	470	1450	90	4,38	22,71
1630	600	50	570	681	365	800	570	1450	90	4,84	26,52
Rivestimento galvanico											
670	300	50	270	130	70	100	270	490	90	1,44	6,59
670	400	50	370	161	87	200	370	490	90	1,63	8,24
670	500	50	470	193	104	200	470	490	90	1,83	9,88
670	600	50	570	224	120	200	570	490	90	2,03	11,53
910	300	50	270	168	91	200	270	730	90	1,94	8,64
910	400	50	370	207	111	200	370	730	90	2,21	10,81
910	500	50	470	245	132	300	470	730	90	2,47	12,98
910	600	50	570	284	153	300	570	730	90	2,73	15,15
1150	300	50	270	210	113	200	270	970	90	2,45	10,69
1150	400	50	370	256	138	300	370	970	90	2,78	13,39
1150	500	50	470	303	163	300	470	970	90	3,11	16,08
1150	600	50	570	351	188	400	570	970	90	3,44	18,77
1390	300	50	270	249	134	300	270	1210	90	2,96	12,74
1390	400	50	370	304	164	300	370	1210	90	3,35	15,97
1390	500	50	470	358	193	400	470	1210	90	3,75	19,18
1390	600	50	570	413	221	400	570	1210	90	4,14	22,40
1630	300	50	270	290	156	300	270	1450	90	3,46	14,80
1630	400	50	370	352	189	400	370	1450	90	3,92	18,54
1630	500	50	470	414	223	400	470	1450	90	4,38	22,28
1630	600	50	570	477	256	500	570	1450	90	4,84	26,02

Vivo



A - Altezza / B - Larghezza / C1-C5 - Distanza tra i raccordi / D - Interasse tra i tubi verticali / E - Distanza tra i punti di fissaggio / F - Distanza dell'asse del punto di fissaggio inferiore al bordo inferiore dello scaldasalviette

Collettore :



Tubo :

