

Warp T Bold



RAL : 5002

Warp T Bold

Predisposizioni

Ad acqua calda



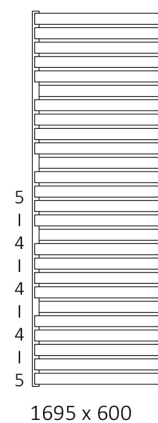
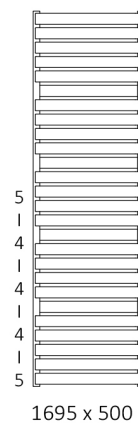
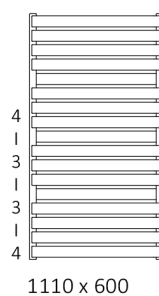
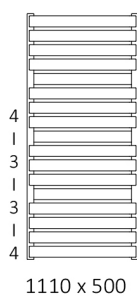
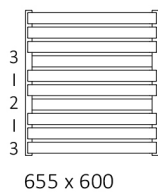
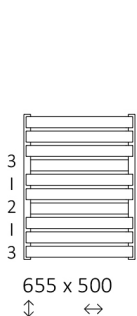
Elettrico



Misto






Dimensioni disponibili



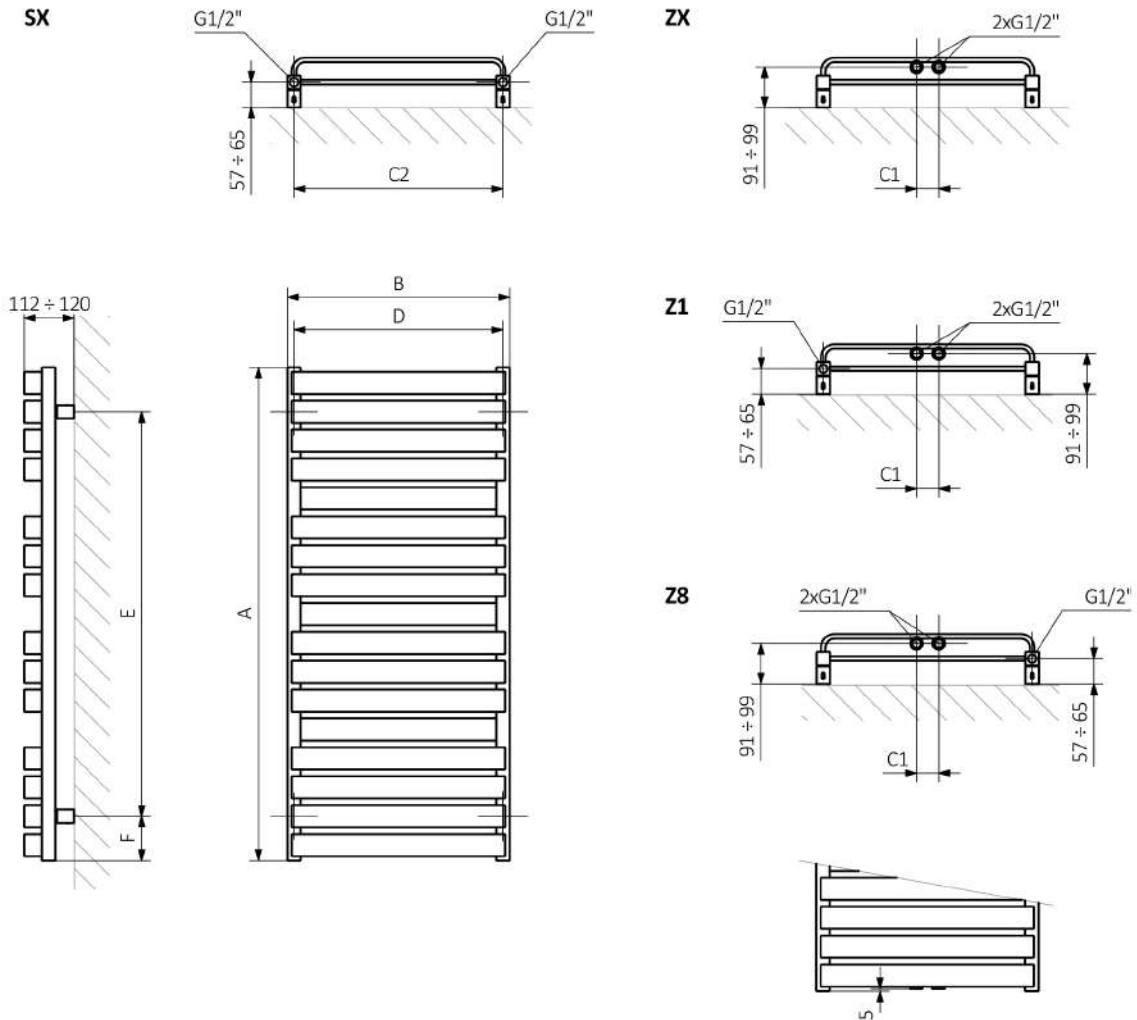
Warp T Bold

Informazioni tecniche :

Pressione del lavoro : 600 KPa Temperatura massima di lavoro : 95°C

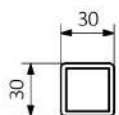
A ↕	B ↔	C1 [mm]	C2 [mm]	75 65 20°C [W]	55 45 20°C [W]	 [W]	D [mm]	E [mm]	F [mm]	 [dm³]	 [kg]
655	500	50	470	460	249	500	470	455	100	3,77	14,5
655	600	50	570	545	294	500	570	455	100	4,36	17,1
1110	500	50	470	780	419	800	470	910	100	6,47	24,3
1110	600	50	570	924	491	1000	570	910	100	7,49	28,8
1695	500	50	470	1190	636	1200	470	1495	100	10,00	37,0
1695	600	50	570	1410	746	1500	570	1495	100	11,57	43,8

Warp T Bold



A - Altezza / B - Larghezza / C1-C5 - Distanza tra i raccordi / D - Interasse tra i tubi verticali / E - Distanza tra i punti di fissaggio / F - Distanza dell'asse del punto di fissaggio inferiore al bordo inferiore dello scaldasalviette

Collettore:



Profilo:

