

Zigzag



RAL 5003

Zigzag

Predisposizioni


Ad acqua calda



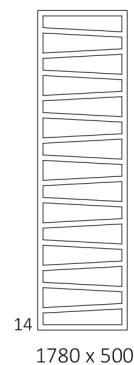
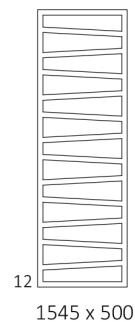
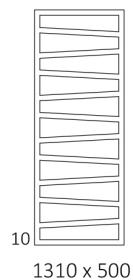
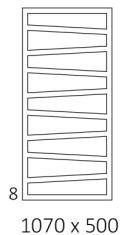
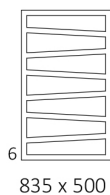
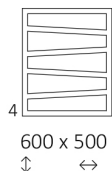
Elettrico



Misto








Dimensioni disponibili



Zigzag

Informazioni tecniche :

Pressione del lavoro : 1000 kPa Temperatura massima di lavoro : 95°C

A  [mm]	B  [mm]	C1 [mm]	C2 [mm]	75 65 20°C [W]	55 45 20°C [W]	 [W]	D [mm]	E [mm]	F [mm]	 [dm ³]	 [kg]
---	---	------------	------------	-------------------	-------------------	--	-----------	-----------	-----------	---	---

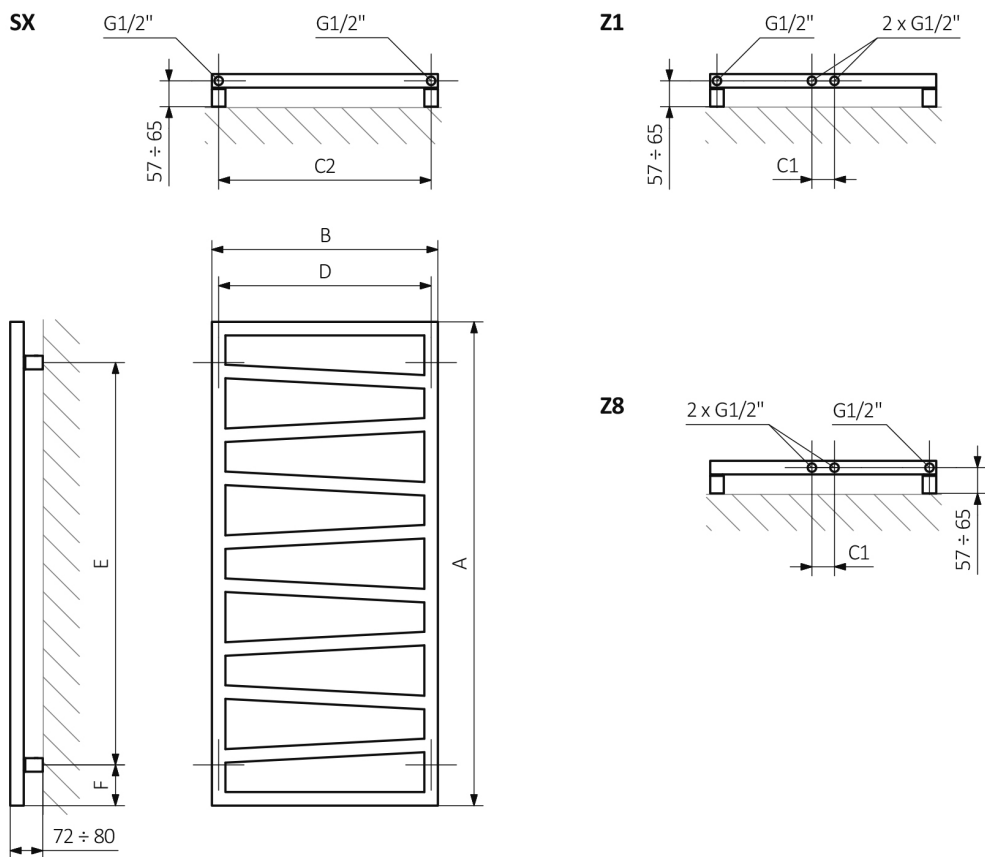
Vernice possidica

600	500	50	470	248	134	300	470	420	90	2,16	5,07
835	500	50	470	320	172	300	470	655	90	3,06	6,86
1070	500	50	470	406	218	400	470	890	90	4,96	8,64
1310	500	50	470	490	263	500	470	1130	90	5,46	10,44
1545	500	50	470	581	311	600	470	1365	90	6,45	12,23
1780	500	50	470	627	335	600	470	1600	90	7,44	14,01

Rivestimento galvanico

600	500	50	470	174	174	100	470	420	90	2,77	4,90
835	500	50	470	224	224	200	470	655	90	3,74	6,60
1070	500	50	470	284	284	200	470	890	90	4,72	8,40
1310	500	50	470	343	343	300	470	1130	90	5,70	10,10
1545	500	50	470	407	407	400	470	1365	90	6,67	11,80
1780	500	50	470	439	439	400	470	1600	90	7,65	13,50

Zigzag



A - Altezza / B - Larghezza / C1-C5 - Distanza tra i raccordi / D - Interasse tra i tubi verticali / E - Distanza tra i punti di fissaggio / F - Distanza dell'asse del punto di fissaggio inferiore al bordo inferiore dello scaldasalviette

Tubo :

